

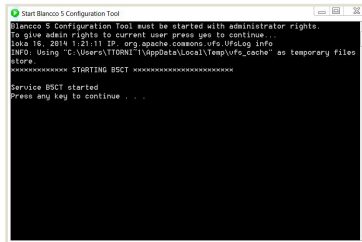
Ontrack Hosted Erase

Configuring the bootable ISO image



CONFIGURATION TOOL

The service is not started by default. First start the service with "Start Blancco 5..."



Once service is started press any key to close the window.

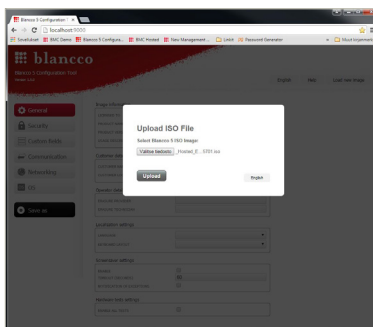
If service doesn't start, try the following:

- Check that java is installed and is the right version: 32 or 64 bit.
- Right click the "Start Blanc.." and choose **run as an administrator.**

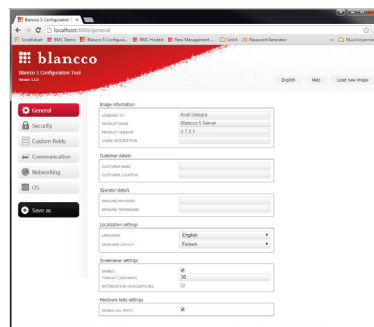


Once service is started Choose "Open Blancco 5..." to open the actual Configuration tool.

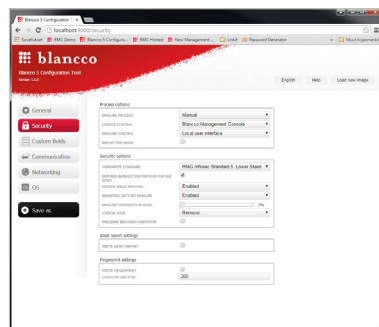
Or open the browser and type in address <http://localhost:9000/>



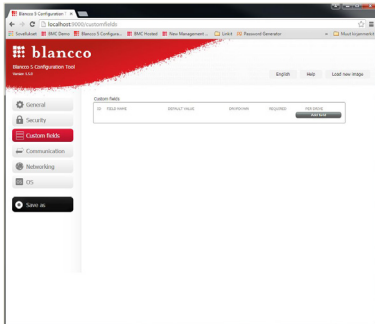
Choose a valid Blancco 5 PC or Server ISO –image to configure AND Click "Upload" to open it.



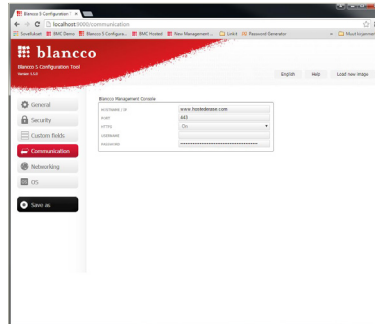
- Image Information fields can't be changed, usage description can be defined.
- Customer and Operator details can be pre-filled, details can be changed during the erasure if necessary.
- Choose local Keyboard Layout on Localization settings.
- Choose "enable all tests" to enable hardware tests.



- Process options: Verify that "Manual", "Blancco Management Console" and "Local user interface" are chosen.
- Report per Drive –option is for erasing "loose" drives only.
- Choose default standard (can be changed from the client GUI) and enable "enforce Blancco SSD..."
- Set Logical disk to "remove"

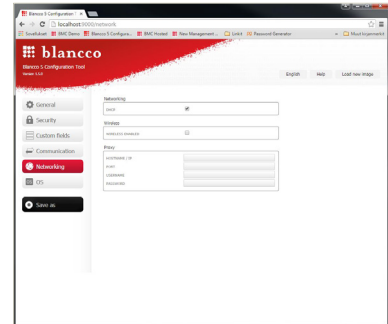


Custom Fields can be added, fields are visible in the reports.

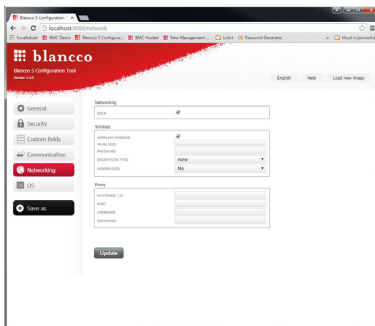


- Set hostname to **www.hostedrase.com** and port to **443**
- Set Your username and password.

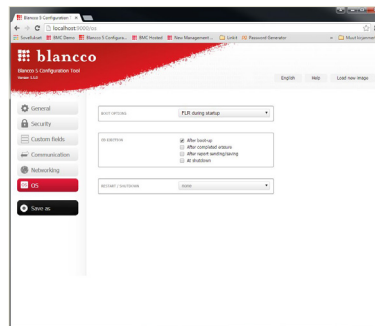
NOTE: Remember to click "Update".



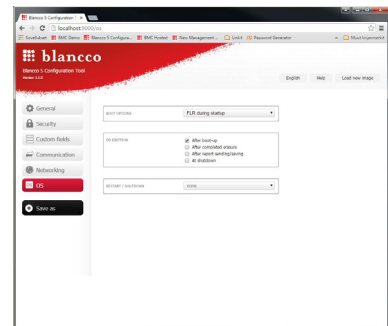
- Choose dhcp – client or fixed IP (fixed IP is not recommended, use only if no dhcp – server is available)
- Choose Wireless enabled to show WLAN settings.



- Enter WLAN settings if wireless network is used (wireless network settings must be known)



- Keep default boot option "FLR during startup"
- Boot option can be changed during boot.



- Choose "Save as" to save configuration.
- Choose save as and change the name, DO NOT overwrite the original.
- No spaces allowed in the name, use "-" or "_" instead.

For more information visit us online:
www.ibas.no | www.ibas.se | www.ibas.dk | www.ibas.fi

ibas  **Kroll Ontrack**